

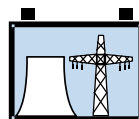

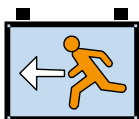
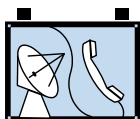


EverExceed®
power your applications

Deep Cycle AGM Range VRLA



*»Premium quality for
uninterrupted communication«*



www.everexceed.com



DEEP CYCLE AGM RANGE VRLA

18Ah to 400Ah @ C20

SEALED VRLA MONOBLOC AGM BATTERIES

The extremely powerful, compact AGM VRLA batteries of EverExceed Deep Cycle AGM Range are an ideal energy Source for durability in Photovoltaic, Wind and Telecom applications, the EverExceed top terminal Deep Cycle AGM Range provides high performance and reliability in long duration cycling applications. Our development team combines the market demand with design optimization, precision component selection and state-of-the-art manufacturing process to produce the most cost effective battery solution for today applications.

Applicable Operating temperature range:

-40°C (-40°F) to +70°C (+158°F)

Ideal Operating temperature range:

+20°C (+68°F) to +30°C (+86°F)

Storage time from a fully charged condition:

12 months at 20°C~25°C / 68°F~77°F.

For each 9°C / 15°F rise, reduce the storage time by half.

Applications

Deep Cycle AGM range batteries Incorporate EverExceed advanced VRLA technology designed for long life and high performance in:

Solar / Photovoltaic	Water Pumping
Wind Generation	Telecommunications
Broadband	Cathodic Protection
Microwave	Signaling
UPS/EPS	

Compliant Standards

IEC 60896-21/22-2004	IEC 61427-2005
DIN 43539-T5	YD/T 1360-2005
GB/T 22473-2008	UL Compliant
BS 6290 PART 4	

Innovative Features

Thick positive plate design and high Tin alloy~12 years design life @ 20°C(68°F).

UL Recognized component.

Valve regulated lead acid battery (VRLA).

High-Compression Absorbed Glass Mat technology (AGM) for greater than 99% recombination efficiency.

Proprietary Fixed Orifice Plate Pasting technology applying active materials on both sides of the grid for consistent cell-to-cell performance, higher capacity and uniform grid protection.

Operates at a low internal pressure.

Heavy duty insert copper terminals for ease of assembly, reduced maintenance and increased safety.

Advanced lead tin calcium alloy, reduces grid corrosion and promotes long battery life.

Standard: Reinforced ABS (UL 94HB) container and cover.

Optional: Flame-retardant reinforced ABS container and cover compliant with U.L.94 V-0 with an Oxygen limiting Index of greater than 28%.

Over-sized, through the partition inter-cell welds provide low resistance connections, with minimal power loss.

Flame arresting, low pressure safety release venting system for individual cells, recognized per U.L. 924.

Multicell design for ease of installation and maintenance.

Horizontal or vertical operation.

Designed in Quality Manufacturing

Quality manufacturing processes for the Deep Cycle AGM Range batteries incorporate the industry most advanced technologies including: an automated sealing detection system, a computer controlled "fill by weight" acid filler, and a temperature controlled water bath formation process. Each and every unit is capacity tested.

No transport restrictions

Surface transport. Classified as non-hazardous material as related to DOT-CFR Title 49 parts 171-189.

Marine transport. Classified as non-hazardous material as per IMDG amendment 27.

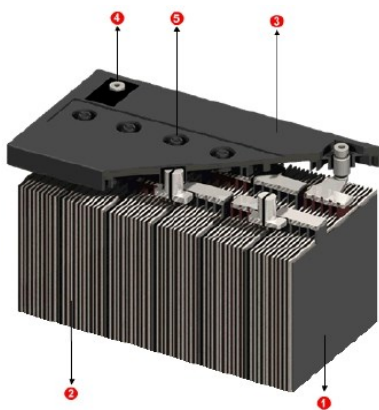
Air transport. Complies with IATA/ICAO, Special provision A67.



CONSTRUCTION - AGM battery construction is as shown in the diagram below. The positive and negative grids are cast from a calcium / tin lead alloy to reduce grid growth and corrosion. The active material is manufactured from high purity lead (99.9999%) to minimize the negative effects of impurities.

Separator is mat of random woven acid resistant glass fibres, which acts as sponge - soaking up and immobilizing the electrolyte whilst maintaining good acid to plate contact and availability during discharge. "U wrapping" is employed to eliminate the risk of short circuits due to mossing and debris at the bottom of the cell.

The purpose of the separator is to maintain a constant distance between the positive and negative plates, thus removing the possibility of short circuits whilst allowing the active material to fully react with the electrolyte. The random weaving also results in an open structure, which offers minimal resistance to the flow of electrolyte during filling.



❶ **Plates:** Pb-Ca-Tin-Al lead alloy, optimized for high corrosion resistance.

❷ **Separator:** Highly porous glass micro-fibre separator, optimized for low internal resistance, for maximum Absorption of the electrolyte and for electrical separation.

❸ **Standard Housing:** Reinforced ABS (UL 94HB) container and cover.

Optional Housing: Flame-retardant reinforced ABS container and cover compliant with U.L.94 V-0 with an Oxygen limiting Index of greater than 28%.

❹ **Terminals:** Silver plated Copper female insert for easy and safe assembly and maintenance free connection with excellent conductivity.

❺ **Valves:** Release gas in case of excess pressure and protects the cell against atmosphere.

ELECTROLYTE FILLING - Special production and stringent QC systems are utilized to ensure the electrolyte saturation is optimized for each cell.

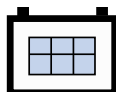
Measured high vacuum acid fill, reduces electrical variability between cells. The battery design and construction negates the need for electrolyte addition and the battery remains maintenance free throughout its design life.

SAFETY RELEASE VALVE - The battery will operate above atmospheric pressure under normal operating conditions, however the maximum pressure is governed by the safety one-way release valve. Open is activated by pressures in excess of approx. 2 PSI (14 Kpa), resealing at approx 1.2 PSI (8.4Kpa).

GAS RECOMBINATION - The gasses generated during normal operation of the battery are internally recombined. In fact more than 99% of the gas achieves recombination.

TERMINAL CONSTRUCTION - The contact quality between the insert terminal and the lead post is of vital importance during short duration / high Amp discharges. Elevated terminal temperatures are the result of poor contact, eventually causing seal degradation and electrolyte leaks.

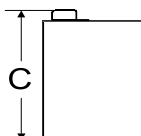
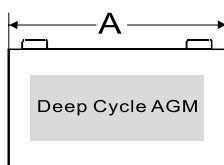
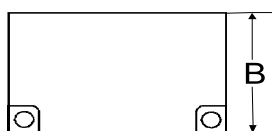
EverExceed's design and assembly technique for terminal casting ensures trouble free operation for the design life of the battery.



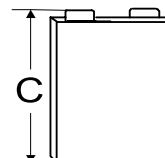
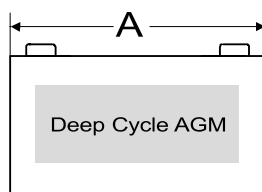
Deep Cycle AGM Range Electrical Specifications & Dimensions

Battery Model	Nom. Voltage (V)	Capacity C/20 1.75VPC @ 20°C	Capacity C/100 1.75VPC @ 20°C	Short Circuit Amps	Internal Resistance Milli-ohms	Terminal Type	Battery Weight (kg/lb)		Outline Dimensions (mm/inch)					
									Length		Width		Height	
DP-1218	12	18	19.8	630	15	F-M5	5.4	11.9	181	7.13	76	2.99	167	6.57
DP-1220	12	20	22	818	13	F-M5	6.0	13.2	181	7.13	76	2.99	167	6.57
DP-1226	12	26	28.6	1182	12	F-M5	8.0	17.6	166	6.54	175	6.89	126	4.96
DP-1228	12	28	30.8	1195	11.5	F-M5	8.2	18.0	166	6.54	175	6.89	126	4.96
DP-1235	12	35	38.5	1500	10	F-M6	10.5	23.1	195	7.68	130	5.12	154	6.06
DP-1240	12	40	44	1700	8.8	F-M6	13.2	29.0	197	7.76	165	6.5	172	6.78
DP-1250	12	50	55	1750	7.5	F-M6	14	30.8	197	7.76	165	6.5	172	6.78
DP-1255	12	55	60.5	1800	7.0	F-M6	16.5	36.3	230	9.06	137	5.39	210	8.27
DP-1260	12	60	66	1900	6.6	F-M6	19.5	42.9	350	13.8	168	6.62	178	7.01
DP-1270	12	70	77	2000	6.0	F-M6	21	46.2	350	13.8	168	6.62	178	7.01
DP-1280	12	80	88	2100	5.6	F-M6	22	48.4	259	10.2	168	6.62	215	8.5
DP-1290	12	90	98	2400	5.2	F-M6	22.5	49.5	259	10.2	168	6.62	215	8.5
DP-12100	12	100	110	2650	4.3	F-M6	26.5	58.3	305	12	168	6.62	215	8.5
DP-12110	12	110	121	2900	4.0	F-M6	29	63.8	305	12	168	6.62	215	8.5
DP-12120	12	120	132	3000	3.5	F-M6	31	68.2	332	13.1	174	6.86	220	8.67
DP-12135	12	135	148	3300	3.1	F-M6	35.5	78.1	408	16.1	175	6.9	210	8.27
DP-12150	12	150	165	3750	2.8	F-M8	41	90.2	340	13.4	173	6.81	288	11.3
DP-12165	12	165	181	4200	2.7	F-M8	44	96.8	480	18.9	170	6.7	240	9.45
DP-12180	12	180	198	4700	2.6	F-M8	49	107.8	530	20.9	210	8.27	220	8.67
DP-12200	12	200	220	5400	2.6	F-M8	55	121.0	530	20.9	210	8.27	220	8.67
DP-12230	12	230	253	5400	2.5	F-M8	61	134.2	520	20.5	238	9.37	220	8.67
DP-12250	12	250	275	5900	2.3	F-M8	61.5	135.3	520	20.5	269	10.6	210	8.27
DP-12280	12	280	308	6100	2.2	F-M8	68.5	150.7	520	20.5	269	10.6	225	8.86
DP-12300	12	300	330	6300	2.0	F-M8	74	162.8	520	20.5	269	10.6	225	8.86
DP-675	6	75	82	1800	3.8	F-M6	10.3	22.7	185	7.3	112	4.39	205	8.06
DP-6135	6	135	148	3200	3.5	F-M6	16	35.2	195	7.68	170	6.69	210	8.27
DP-6165	6	165	181	4500	3.2	F-M8	23.5	51.7	260	10.2	180	7.09	252	9.92
DP-6200	6	200	220	4800	3	F-M8	27	59.4	306	12	168	6.61	225	8.86
DP-6230	6	230	253	5000	2.5	F-M8	31	68.2	322	12.7	178	7.01	230	9.06
DP-6240	6	240	264	5220	2.3	F-M8	33	72.6	243	9.57	188	7.40	275	10.8
DP-6250	6	250	275	5600	2.2	F-M8	33.5	73.7	322	12.7	178	7.01	230	9.06
DP-6300	6	300	330	6000	2.0	F-M8	46.0	101.2	295	11.6	178	7.01	345	13.6
DP-6330	6	330	363	6600	1.8	F-M8	47.0	103.4	295	11.6	178	7.01	345	13.6
DP-6400	6	400	440	8000	1.5	F-M8	55.0	121.0	295	11.6	180	7.09	426	16.8

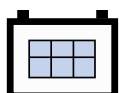
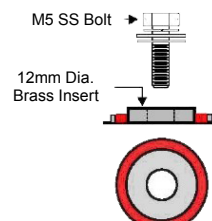
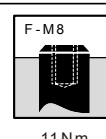
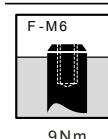
DP-1220
DP-1226
DP-1228
DP-1235
DP-1240
DP-1250
DP-1255
DP-1260
DP-1270
DP-1280
DP-1290
DP-12100
DP-12110
DP-12120
DP-12135
DP-12150
DP-12165
DP-12180
DP-12200
DP-12230
DP-12250
DP-12280
DP-12300



DP-675
DP-6135
DP-6165
DP-6200
DP-6230
DP-6250
DP-6300



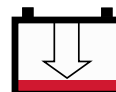
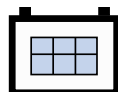
Terminal and Torque



Deep Cycle AGM Range Discharge Ampere Hours Data @ 20°C

Battery Model	End VPC	Discharge Data Amps @ 20°C						End VPC	Discharge Data Ampere Hours @ 20°C										
		Discharge Time In Minutes							Discharge Time In Hours										
		5	10	15	30	45	60		1.5	2	3	4	5	8	10	12	20	24	100
DP-1218	1.8	41.8	31.0	24.5	16.1	11.8	9.82	1.85	10.7	10.9	11.6	12.2	12.8	13.9	14.8	15.2	16.8	16.7	18.7
	1.75	47.9	34.7	26.6	16.4	12.4	10.0	1.8	11.4	11.6	12.4	12.8	13.3	14.8	15.2	15.8	17.0	17.2	19.2
	1.67	51.1	37.8	28.1	16.6	12.6	10.3	1.75	11.8	11.8	12.6	13.2	13.6	15.0	15.6	16.0	18.0	17.6	19.8
DP-1220	1.8	46.3	34.4	27.2	17.8	13.1	10.9	1.85	11.9	12.1	12.9	13.6	14.2	15.5	16.4	16.9	18.7	18.5	20.8
	1.75	53.2	38.5	29.5	18.2	13.7	11.1	1.8	12.7	12.9	13.7	14.3	14.8	16.4	16.9	17.6	18.9	19.1	21.3
	1.67	56.8	42.0	31.2	18.4	13.9	11.4	1.75	13.1	13.1	14.0	14.7	15.1	16.6	17.3	17.7	20.0	19.6	22.0
DP-1226	1.8	60.0	44.7	35.3	23.2	16.9	14.2	1.85	15.4	15.7	16.8	17.7	18.3	20.1	21.4	21.9	24.2	24.1	26.9
	1.75	69.1	50.0	38.3	23.6	17.7	14.4	1.8	16.5	16.8	17.7	18.6	19.2	21.3	21.9	22.7	24.5	24.8	27.8
	1.67	73.9	54.4	40.4	24.0	18.1	14.8	1.75	16.9	17.1	18.2	19.2	19.7	21.5	22.5	23.0	26.0	25.6	28.6
DP-1228	1.8	64.6	48.1	38.0	25.0	18.2	15.3	1.85	16.6	16.9	18.1	19.1	19.7	21.6	23.0	23.6	26.1	25.9	29.0
	1.75	74.5	53.8	41.3	25.5	19.1	15.5	1.8	17.7	18.1	19.1	20.0	20.7	22.9	23.6	24.5	26.4	26.7	29.9
	1.67	79.5	58.6	43.5	25.8	19.5	15.9	1.75	18.2	18.4	19.6	20.6	21.2	23.2	24.2	24.7	28.0	27.5	30.8
DP-1235	1.8	80.8	60.1	47.5	31.2	22.7	19.1	1.85	20.8	21.1	22.6	23.8	24.7	27.0	28.7	29.5	32.6	32.4	36.3
	1.75	93.1	67.3	51.6	31.8	23.9	19.4	1.8	22.2	22.6	23.9	25.0	26.0	28.6	29.5	30.6	32.9	33.4	37.4
	1.67	99.4	73.3	54.4	32.2	24.3	19.9	1.75	22.7	22.9	24.5	25.8	26.5	29.0	30.3	30.9	35.0	34.4	38.5
DP-1240	1.8	92.4	68.8	54.3	35.7	26.0	22.0	1.85	23.9	24.2	25.9	27.4	28.3	30.9	33.0	33.9	37.4	37.0	41.5
	1.75	106.5	77.0	59.1	36.4	27.4	22.3	1.8	25.4	25.9	27.5	28.7	29.9	32.8	33.8	35.0	37.7	38.4	42.8
	1.67	113.7	83.8	62.3	36.8	27.9	22.9	1.75	26.1	26.2	28.0	29.5	30.4	33.2	34.7	35.4	40.0	39.4	44.0
DP-1250	1.8	120	89.9	71.3	48.4	35.1	28.8	1.85	30.5	31.8	34.4	35.4	36.4	39.7	40.9	41.9	47.3	48.0	52.8
	1.75	141	103	76.7	48.9	35.8	29.4	1.8	31.3	33.4	35.8	37.5	38.6	42.1	43.8	44.6	49.5	49.7	54.6
	1.67	150	109	81.2	49.5	36.8	30.2	1.75	32.6	34.2	37.0	38.5	39.6	43.2	45.0	46.0	50.0	50.9	55.0
DP-1255	1.8	132	98.8	78.3	53.2	38.6	31.7	1.85	33.5	35.0	37.8	39.0	40.0	43.6	44.9	46.0	51.9	52.7	57.0
	1.75	156	113	84.3	53.8	39.3	32.4	1.8	34.4	36.6	39.3	41.2	42.4	46.3	48.1	49.1	54.3	54.6	58.1
	1.67	165	121	89.2	54.4	40.4	33.2	1.75	35.9	37.6	40.7	42.3	43.5	47.5	49.4	50.5	55.0	55.9	60.5
DP-1260	1.8	144	108	85.5	58.0	42.1	34.5	1.85	36.5	38.2	41.2	42.5	43.7	47.6	49.0	50.2	56.7	57.5	63.4
	1.75	170	123	92.0	58.7	42.8	35.3	1.8	37.5	40.0	42.8	44.9	46.3	50.5	52.5	53.5	59.2	59.5	64.7
	1.67	180	132	97.3	59.3	44.1	36.2	1.75	39.1	41.0	44.4	46.2	47.5	51.8	53.9	55.0	60.0	61.0	66.0
DP-1270	1.8	168	125	99.1	63.5	47.6	39.2	1.85	43.5	43.9	47.1	49.2	51.1	55.6	57.3	58.5	64.7	65.3	73.1
	1.75	193	140	107	66.2	49.5	41.1	1.8	45.3	46.8	49.8	52.4	53.9	59.0	61.4	62.5	68.0	69.1	75.5
	1.67	208	153	113	68.6	51.1	41.8	1.75	45.8	48.0	51.3	53.6	55.5	60.4	63.0	64.3	70.0	71.1	77.0
DP-1280	1.8	193	143	113	72.5	54.3	44.7	1.85	47.1	50.4	53.7	56.4	58.4	63.6	65.5	67.0	74.4	75.6	83.6
	1.75	221	161	123	78.1	58.2	48.2	1.8	49.8	53.4	57.0	59.6	62.0	67.5	70.2	71.5	77.8	79.0	86.6
	1.67	239	174	132	80.9	60.2	50.4	1.75	51.2	54.7	58.4	61.2	63.5	69.1	72.0	73.4	80.0	81.1	88.0

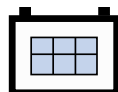
Actual Battery Discharge Data may be +/-5% of figures shown above.



Deep Cycle AGM Range Discharge Ampere Hours Data @ 20°C

Battery Model	End VPC	Discharge Data Amps @ 20°C						End VPC	Discharge Data Ampere Hours @ 20°C										
		Discharge Time In Minutes							Discharge Time In Hours										
		5	10	15	30	45	60		1.5	2	3	4	5	8	10	12	20	24	100
DP-1290	1.8	218	163	128	83.3	60.6	51.1	1.85	52.9	56.4	60.4	63.1	65.4	71.3	73.5	76.0	84.3	82.6	94.6
	1.75	250	179	138	85.1	63.5	52.5	1.8	55.9	60.0	64.0	67.0	69.3	75.6	78.6	80.1	87.4	88.3	97.7
	1.67	270	197	146	88.3	65.5	53.8	1.75	57.4	61.4	65.5	68.6	71.3	77.6	80.8	82.3	90.0	90.9	99
DP-12100	1.8	240	180	143	91.2	68.2	56.0	1.85	58.8	63.1	67.3	70.4	73.1	79.6	82.5	85.9	93.0	94.7	105
	1.75	278	202	155	94.7	70.8	58.5	1.8	62.9	66.8	71.4	74.7	77.5	84.0	87.7	89.5	97.4	99.1	108
	1.67	301	220	162	98.2	73.1	60.0	1.75	63.9	68.4	73.2	76.4	79.0	86.4	90.4	92.1	100	102	110
DP-12110	1.8	264	199	158	103	75.2	63.4	1.85	64.6	69.1	73.9	77.5	79.9	87.1	89.9	93.4	103	104	116
	1.75	305	223	170	105	77.8	64.3	1.8	70.1	73.3	78.5	81.9	84.9	92.5	96.0	97.8	107	107	118
	1.67	331	242	179	107	80.1	65.9	1.75	74.7	75.1	80.2	84.2	86.9	95.2	98.7	100	110	113	121
DP-12120	1.8	288	216	171	111	82.8	67.9	1.85	70.7	75.9	80.9	85.5	89.3	97.2	102	109	114	115	125
	1.75	336	243	187	115	85.1	70.4	1.8	76.0	80.5	85.8	90.2	93.7	102	105	117	118	119	128
	1.67	361	265	196	119	87.6	72.3	1.75	78.5	82.4	87.6	92.0	96.4	104	108	119	120	123	132
DP-12135	1.8	322	241	191	124	92.3	75.8	1.85	79.0	84.7	90.6	95.8	99.3	110	114	122	126	127	140
	1.75	375	271	207	127	94.9	78.7	1.8	84.9	89.7	95.8	100	105	114	118	132	132	134	143
	1.67	403	297	218	134	98.4	80.7	1.75	88.0	92.3	98.4	104	107	117	121	134	135	137	148
DP-12150	1.8	358	269	215	138	102	84.1	1.85	88.1	94.2	101	106	111	119	122	124	137	139	155
	1.75	414	302	230	143	106	87.2	1.8	94.2	99.4	106	112	116	125	131	133	145	147	159
	1.67	448	329	242	146	108	89.8	1.75	95.9	102	110	116	119	130	134	138	150	152	165
DP-12165	1.8	396	297	235	151	114	92.9	1.85	97.4	104	112	118	122	131	135	137	151	152	170
	1.75	457	333	253	159	117	96.5	1.8	104	110	118	123	127	138	144	147	161	163	174
	1.67	495	363	267	162	120	99.2	1.75	105	114	121	127	131	143	148	151	165	167	181
DP-12180	1.8	432	324	257	164	123	104	1.85	105	113	121	126	132	146	150	154	168	166	186
	1.75	500	364	278	171	132	104	1.8	113	121	128	134	140	151	158	161	176	177	192
	1.67	539	394	292	176	133	108	1.75	116	123	132	138	142	156	162	166	180	183	198
DP-12200	1.8	481	361	285	182	138	116	1.85	118	125	134	141	146	162	167	171	187	184	206
	1.75	558	406	309	190	145	118	1.8	125	134	143	149	155	168	175	179	195	197	212
	1.67	600	439	323	196	147	120	1.75	129	138	146	154	158	174	180	184	200	204	220
DP-12230	1.8	551	413	327	208	158	132	1.85	136	145	154	161	167	186	192	196	214	212	237
	1.75	639	465	355	219	166	135	1.8	145	154	163	171	178	193	200	205	222	226	243
	1.67	687	503	370	224	170	138	1.75	147	158	167	176	181	199	206	212	230	233	253
DP-12250	1.8	598	449	355	226	172	144	1.85	148	157	167	175	182	202	208	213	233	230	258
	1.75	695	505	385	238	181	146	1.8	157	167	177	186	193	209	218	222	241	246	264
	1.67	747	546	402	243	185	150	1.75	160	172	182	192	197	216	225	230	250	253	275

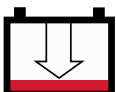
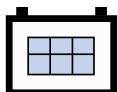
Actual Battery Discharge Data may be +/-5% of figures shown above.



Deep Cycle AGM Range Discharge Ampere Hours Data @ 20°C

Battery Model	End VPC	Discharge Data Amps @ 20°C						End VPC	Discharge Data Ampere Hours @ 20°C										
		Discharge Time In Minutes							Discharge Time In Hours										
		5	10	15	30	45	60		1.5	2	3	4	5	8	10	12	20	24	100
DP-12280	1.8	670	502	398	254	192	161	1.85	166	176	187	196	204	226	233	239	260	258	289
	1.75	779	566	431	266	203	164	1.8	176	187	198	208	217	234	244	249	270	275	294
	1.67	836	612	451	272	207	168	1.75	180	192	204	215	220	242	252	258	280	283	308
DP-12300	1.8	718	538	426	272	206	172	1.85	178	188	201	210	218	243	250	256	279	276	309
	1.75	834	606	462	285	217	176	1.8	188	201	212	223	232	251	261	267	290	295	315
	1.67	896	655	483	292	222	180	1.75	192	206	218	230	236	259	270	276	300	303	330
DP-675	1.8	180	135	109	69.2	51.6	42.3	1.85	44.1	47.3	51.1	53.5	55.8	59.7	61.0	62.1	68.6	69.7	78.4
	1.75	209	152	116	72.0	52.9	44.0	1.8	47.3	50.2	53.5	56.2	58.2	63.0	65.3	67.5	72.9	73.9	80.2
	1.67	226	166	122	73.5	54.4	45.0	1.75	48.3	51.6	55.4	58.2	59.7	65.3	67.5	69.7	75.0	76.4	82
DP-6135	1.8	324	243	192	125	93.1	76.4	1.85	79.5	85.3	91.1	96.2	101	109	114	122	128	129	135
	1.75	378	273	210	129	95.8	79.2	1.8	85.5	90.6	96.6	101	105	114	118	132	133	134	140
	1.67	406	299	221	134	98.5	81.3	1.75	88.3	92.7	98.5	103	108	117	121	134	135	138	148
DP-6165	1.8	394	296	236	152	112	92.5	1.85	96.9	104	111	117	122	130	134	136	151	153	171
	1.75	456	332	253	157	116	95.9	1.8	104	109	117	123	128	137	144	147	159	161	180
	1.67	493	362	266	160	119	98.8	1.75	106	112	121	128	130	143	148	152	165	167	181
DP-6200	1.8	481	361	285	182	138	116	1.85	118	125	134	141	146	162	167	171	187	184	206
	1.75	558	406	309	190	145	118	1.8	125	134	143	149	155	168	175	179	195	197	212
	1.67	600	439	323	196	147	120	1.75	129	138	146	154	158	174	180	184	200	204	220
DP-6230	1.8	551	413	327	208	158	132	1.85	136	145	154	161	167	186	192	196	214	212	237
	1.75	639	465	355	219	166	135	1.8	145	154	163	171	178	193	200	205	222	226	242
	1.67	687	503	370	224	170	138	1.75	147	158	167	176	181	199	206	212	230	233	253
DP-6240	1.8	575	431	341	217	165	138	1.85	142	151	161	168	174	194	200	205	223	221	247
	1.75	667	485	370	229	173	141	1.8	151	161	170	178	186	201	209	214	232	236	252
	1.67	717	525	386	234	177	144	1.75	153	165	174	184	189	208	215	221	240	243	264
DP-6250	1.8	598	449	355	226	171	144	1.85	158	168	180	187	195	216	223	228	233	230	258
	1.75	695	506	385	238	181	147	1.8	168	180	189	199	206	224	230	239	241	245	264
	1.67	746	546	402	243	185	150	1.75	171	183	195	204	211	231	240	246	250	253	275
DP-6300	1.8	718	539	426	271	205	173	1.85	178	188	202	210	219	243	250	256	280	276	310
	1.75	834	607	462	286	217	176	1.8	188	202	213	223	232	251	262	268	289	294	315
	1.67	895	655	482	292	222	180	1.75	192	205	218	229	236	259	269	276	300	304	330
DP-6330	1.8	790	593	469	298	226	190	1.85	196	207	222	231	241	267	275	282	308	304	341
	1.75	917	668	508	315	239	194	1.8	207	222	234	245	255	276	288	295	318	323	348
	1.67	985	721	530	321	244	198	1.75	211	226	240	252	260	285	296	304	330	334	363
DP-6400	1.8	957	719	568	361	273	231	1.85	237	251	269	280	292	324	333	341	373	368	413
	1.75	1112	809	616	381	289	235	1.8	251	269	284	297	309	335	349	357	385	392	420
	1.67	1193	873	643	389	296	240	1.75	256	273	291	305	315	345	359	368	400	405	440

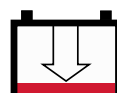
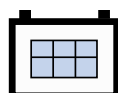
Actual Battery Discharge Data may be +/-5% of figures shown above.



Deep Cycle AGM Range Discharge Amperes Data @ 20°C

Battery Model	End VPC	Discharge Data Amps @ 20°C						End VPC	Discharge Data Amps @ 20°C										
		Discharge Time In Minutes							Discharge Time In Hours										
		5	10	15	30	45	60		1.5	2	3	4	5	8	10	12	20	24	100
DP-1218	1.8	41.8	31.0	24.5	16.1	11.8	9.82	1.85	7.15	5.46	3.89	3.06	2.56	1.75	1.48	1.27	0.84	0.70	0.19
	1.75	47.9	34.7	26.6	16.4	12.4	10.0	1.8	7.61	5.78	4.12	3.22	2.68	1.85	1.52	1.32	0.85	0.71	0.19
	1.67	51.1	37.8	28.1	16.6	12.6	10.3	1.75	7.84	5.92	4.20	3.34	2.72	1.87	1.56	1.36	0.90	0.74	0.20
DP-1220	1.8	46.3	34.4	27.2	17.8	13.1	10.9	1.85	7.95	6.06	4.29	3.40	2.84	1.94	1.64	1.41	0.93	0.77	0.21
	1.75	53.2	38.5	29.5	18.2	13.7	11.1	1.8	8.45	6.43	4.57	3.57	2.97	2.05	1.69	1.46	0.94	0.79	0.21
	1.67	56.8	42.0	31.2	18.4	13.9	11.4	1.75	8.70	6.57	4.66	3.69	3.02	2.08	1.73	1.47	1.00	0.82	0.22
DP-1226	1.8	60.0	44.7	35.3	23.2	16.9	14.2	1.85	10.3	7.85	5.60	4.43	3.66	2.51	2.14	1.83	1.21	1.00	0.27
	1.75	69.1	50.0	38.3	23.6	17.7	14.4	1.8	11.0	8.40	5.91	4.64	3.85	2.66	2.19	1.89	1.22	1.03	0.28
	1.67	73.9	54.4	40.4	24.0	18.1	14.8	1.75	11.3	8.53	6.08	4.79	3.93	2.69	2.25	1.91	1.30	1.07	0.29
DP-1228	1.8	64.6	48.1	38.0	25.0	18.2	15.3	1.85	11.1	8.45	6.03	4.77	3.95	2.70	2.30	1.97	1.30	1.08	0.29
	1.75	74.5	53.8	41.3	25.5	19.1	15.5	1.8	11.8	9.05	6.36	5.00	4.15	2.86	2.36	2.04	1.32	1.11	0.30
	1.67	79.5	58.6	43.5	25.8	19.5	15.9	1.75	12.1	9.18	6.55	5.16	4.24	2.90	2.42	2.06	1.40	1.15	0.31
DP-1235	1.8	80.8	60.1	47.5	31.2	22.7	19.1	1.85	13.8	10.6	7.52	5.95	4.94	3.38	2.87	2.46	1.63	1.35	0.36
	1.75	93.1	67.3	51.6	31.8	23.9	19.4	1.8	14.8	11.3	7.97	6.24	5.19	3.58	2.95	2.55	1.65	1.39	0.37
	1.67	99.4	73.3	54.4	32.2	24.3	19.9	1.75	15.2	11.5	8.18	6.45	5.30	3.63	3.03	2.57	1.75	1.43	0.39
DP-1240	1.8	92.4	68.8	54.3	35.8	26.0	21.9	1.85	15.8	12.2	8.70	6.96	5.82	4.02	3.46	2.83	2.02	1.65	0.42
	1.75	106.5	77.0	59.0	36.4	27.3	22.4	1.8	17.0	13.0	9.19	7.21	6.05	4.26	3.39	3.02	1.98	1.65	0.43
	1.67	113.6	83.9	62.2	37.0	27.9	22.9	1.75	17.5	13.3	9.47	7.47	6.06	4.23	3.58	3.01	2.06	1.76	0.44
DP-1250	1.8	120	89.9	71.3	48.4	35.1	28.8	1.85	20.4	15.9	11.5	8.86	7.29	4.96	4.09	3.49	2.36	2.00	0.53
	1.75	141	103	76.7	48.9	35.8	29.4	1.8	20.9	16.7	11.9	9.38	7.72	5.27	4.38	3.72	2.47	2.07	0.55
	1.67	150	109	81.2	49.5	36.8	30.2	1.75	21.7	17.1	12.3	9.63	7.92	5.40	4.50	3.83	2.50	2.12	0.55
DP-1255	1.8	132	98.8	78.3	53.2	38.6	31.7	1.85	22.3	17.5	12.6	9.75	8.01	5.45	4.49	3.83	2.60	2.20	0.57
	1.75	156	113	84.3	53.8	39.3	32.4	1.8	22.9	18.3	13.1	10.3	8.48	5.78	4.81	4.09	2.72	2.27	0.58
	1.67	165	121	89.2	54.4	40.4	33.2	1.75	23.9	18.8	13.6	10.6	8.71	5.94	4.94	4.20	2.75	2.33	0.61
DP-1260	1.8	144	108	85.5	58.0	42.1	34.5	1.85	24.4	19.1	13.7	10.6	8.74	5.95	4.90	4.18	2.83	2.40	0.63
	1.75	170	123	92.0	58.7	42.8	35.3	1.8	25.0	20.0	14.3	11.2	9.25	6.31	5.25	4.46	2.96	2.48	0.65
	1.67	180	132	97.3	59.3	44.1	36.2	1.75	26.1	20.5	14.8	11.5	9.50	6.47	5.39	4.59	3.00	2.54	0.66
DP-1270	1.8	168	125	99.1	63.5	47.6	39.2	1.85	29.0	22.0	15.7	12.3	10.2	6.95	5.73	4.88	3.24	2.72	0.73
	1.75	193	140	107	66.2	49.5	41.1	1.8	30.2	23.4	16.6	13.1	10.8	7.38	6.14	5.20	3.40	2.88	0.76
	1.67	208	153	113	68.6	51.1	41.8	1.75	30.5	24.0	17.1	13.4	11.1	7.55	6.30	5.36	3.50	2.96	0.77
DP-1280	1.8	193	143	113	72.5	54.3	44.7	1.85	31.4	25.2	17.9	14.1	11.7	7.95	6.55	5.58	3.72	3.15	0.84
	1.75	221	161	123	78.1	58.2	48.2	1.8	33.2	26.7	19.0	14.9	12.4	8.43	7.02	5.96	3.89	3.29	0.87
	1.67	239	174	132	80.9	60.2	50.4	1.75	34.2	27.4	19.5	15.3	12.7	8.64	7.20	6.12	4.00	3.38	0.88

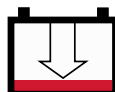
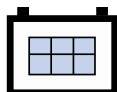
Actual Battery Discharge Data may be +/-5% of figures shown above.



Deep Cycle AGM Range Discharge Amperes Data @ 20°C

Battery Model	End VPC	Discharge Data Amps @ 20°C						End VPC	Discharge Data Amps @ 20°C										
		Discharge Time In Minutes							Discharge Time In Hours										
		5	10	15	30	45	60		1.5	2	3	4	5	8	10	12	20	24	100
DP-1290	1.8	218	163	128	83.3	60.6	51.1	1.85	35.2	28.2	20.1	15.8	13.1	8.91	7.35	6.33	4.22	3.44	0.95
	1.75	250	179	138	85.1	63.5	52.5	1.8	37.3	30.0	21.3	16.8	13.9	9.45	7.86	6.68	4.37	3.68	0.98
	1.67	270	197	146	88.3	65.5	53.8	1.75	38.3	30.7	21.8	17.1	14.3	9.70	8.08	6.86	4.50	3.79	0.99
DP-12100	1.8	240	180	143	91.2	68.2	56.0	1.85	39.2	31.5	22.4	17.6	14.6	9.95	8.25	7.16	4.65	3.95	1.05
	1.75	278	202	155	94.7	70.8	58.5	1.8	41.9	33.4	23.8	18.7	15.5	10.5	8.77	7.46	4.87	4.13	1.08
	1.67	301	220	162	98.2	73.1	60.0	1.75	42.6	34.2	24.4	19.1	15.8	10.8	9.04	7.68	5.00	4.24	1.10
DP-12110	1.8	264	199	158	103	75.2	63.4	1.85	43.1	34.6	24.6	19.4	16.0	10.9	8.99	7.78	5.15	4.33	1.16
	1.75	305	223	170	105	77.8	64.3	1.8	46.7	36.7	26.2	20.5	17.0	11.6	9.60	8.15	5.33	4.47	1.18
	1.67	331	242	179	107	80.1	65.9	1.75	49.8	37.5	26.7	21.1	17.4	11.9	9.87	8.37	5.50	4.69	1.21
DP-12120	1.8	288	216	171	111	82.8	67.9	1.85	47.1	37.9	27.0	21.4	17.9	12.2	10.2	9.05	5.69	4.78	1.25
	1.75	336	243	187	115	85.1	70.4	1.8	50.7	40.2	28.6	22.6	18.7	12.7	10.5	9.78	5.91	4.96	1.28
	1.67	361	265	196	119	87.6	72.3	1.75	52.3	41.2	29.2	23.0	19.3	13.0	10.8	9.93	6.00	5.11	1.32
DP-12135	1.8	322	241	191	124	92.3	75.8	1.85	52.7	42.4	30.2	24.0	19.9	13.7	11.4	10.2	6.31	5.30	1.40
	1.75	375	271	207	127	94.9	78.7	1.8	56.6	44.9	31.9	25.0	20.9	14.3	11.8	11.0	6.62	5.59	1.43
	1.67	403	297	218	134	98.4	80.7	1.75	58.6	46.2	32.8	25.9	21.4	14.6	12.1	11.2	6.75	5.70	1.48
DP-12150	1.8	358	269	215	138	102	84.1	1.85	58.7	47.1	33.7	26.6	22.2	14.8	12.2	10.3	6.85	5.78	1.55
	1.75	414	302	230	143	106	87.2	1.8	62.8	49.7	35.5	27.9	23.2	15.6	13.1	11.1	7.24	6.10	1.59
	1.67	448	329	242	146	108	89.8	1.75	64.0	51.0	36.6	29.0	23.7	16.2	13.4	11.5	7.50	6.32	1.65
DP-12165	1.8	396	297	235	151	114	92.9	1.85	64.9	51.8	37.3	29.5	24.3	16.3	13.5	11.4	7.53	6.35	1.70
	1.75	457	333	253	159	117	96.5	1.8	69.1	55.0	39.4	30.7	25.4	17.2	14.4	12.2	8.07	6.80	1.74
	1.67	495	363	267	162	120	99.2	1.75	69.7	56.8	40.3	31.8	26.1	17.9	14.8	12.6	8.25	6.95	1.81
DP-12180	1.8	432	324	257	164	123	104	1.85	70.2	56.6	40.4	31.6	26.3	18.2	15.0	12.8	8.39	6.91	1.86
	1.75	500	364	278	171	132	104	1.8	75.5	60.6	42.7	33.6	27.9	18.9	15.8	13.4	8.78	7.39	1.92
	1.67	539	394	292	176	133	108	1.75	77.3	61.5	43.9	34.5	28.4	19.5	16.2	13.8	9.00	7.61	1.98
DP-12200	1.8	481	361	285	182	138	116	1.85	78.9	62.7	44.7	35.3	29.1	20.3	16.7	14.3	9.34	7.68	2.06
	1.75	558	406	309	190	145	118	1.8	83.6	67.1	47.7	37.3	31.1	20.9	17.5	14.9	9.74	8.22	2.12
	1.67	600	439	323	196	147	120	1.75	86.0	68.9	48.5	38.4	31.6	21.7	18.0	15.4	10.0	8.48	2.20
DP-12230	1.8	551	413	327	208	158	132	1.85	90.6	72.3	51.4	40.3	33.5	23.2	19.2	16.3	10.7	8.82	2.37
	1.75	639	465	355	219	166	135	1.8	96.4	77.1	54.3	42.7	35.5	24.1	20.0	17.1	11.1	9.40	2.43
	1.67	687	503	370	224	170	138	1.75	98.2	78.8	55.8	44.0	36.2	24.8	20.6	17.6	11.5	9.69	2.53
DP-12250	1.8	598	449	355	226	172	144	1.85	98.7	78.4	55.7	43.8	36.4	25.3	20.8	17.8	11.6	9.58	2.58
	1.75	695	505	385	238	181	146	1.8	105	83.6	58.9	46.4	38.7	26.1	21.8	18.5	12.1	10.2	2.64
	1.67	747	546	402	243	185	150	1.75	107	85.8	60.7	47.9	39.4	27.0	22.5	19.2	12.5	10.5	2.75

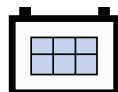
Actual Battery Discharge Data may be +/-5% of figures shown above.



Deep Cycle AGM Range Discharge Amperes Data @ 20°C

Battery Model	End VPC	Discharge Data Amps @ 20°C						End VPC	Discharge Data Amps @ 20°C										
		Discharge Time In Minutes							Discharge Time In Hours										
		5	10	15	30	45	60		1.5	2	3	4	5	8	10	12	20	24	100
DP-12280	1.8	670	502	398	254	192	161	1.85	111	87.8	62.4	49.0	40.8	28.3	23.3	19.9	13.0	10.7	2.89
	1.75	779	566	431	266	203	164	1.8	117	93.7	66.0	52.0	43.3	29.3	24.4	20.7	13.5	11.5	2.94
	1.67	836	612	451	272	207	168	1.75	120	96.1	68.0	53.7	44.1	30.2	25.2	21.5	14.0	11.8	3.08
DP-12300	1.8	718	538	426	272	206	172	1.85	118	94.1	66.9	52.5	43.7	30.3	25.0	21.3	14.0	11.5	3.09
	1.75	834	606	462	285	217	176	1.8	125	100	70.7	55.7	46.4	31.4	26.1	22.2	14.5	12.3	3.15
	1.67	896	655	483	292	222	180	1.75	128	103	72.8	57.5	47.2	32.4	27.0	23.0	15.0	12.6	3.30
DP-675	1.8	180	135	109	69.2	51.6	42.3	1.85	29.4	23.6	17.0	13.4	11.2	7.46	6.10	5.18	3.43	2.90	0.78
	1.75	209	152	116	72.0	52.9	44.0	1.8	31.5	25.1	17.8	14.0	11.6	7.88	6.53	5.62	3.64	3.08	0.80
	1.67	226	166	122	73.5	54.4	45.0	1.75	32.2	25.8	18.5	14.6	11.9	8.17	6.75	5.81	3.75	3.18	0.82
DP-6135	1.8	324	243	192	125	93.1	76.4	1.85	53.0	42.7	30.4	24.0	20.1	13.7	11.4	10.2	6.41	5.38	1.35
	1.75	378	273	210	129	95.8	79.2	1.8	57.0	45.3	32.2	25.4	21.1	14.3	11.8	11.0	6.65	5.58	1.40
	1.67	406	299	221	134	98.5	81.3	1.75	58.9	46.4	32.8	25.9	21.7	14.7	12.1	11.2	6.75	5.75	1.48
DP-6165	1.8	394	296	236	152	112	92.5	1.85	64.6	51.8	37.1	29.3	24.4	16.3	13.4	11.4	7.53	6.36	1.71
	1.75	456	332	253	157	116	95.9	1.8	69.1	54.7	39.0	30.7	25.5	17.1	14.4	12.2	7.96	6.72	1.80
	1.67	493	362	266	160	119	98.8	1.75	70.3	56.1	40.3	31.9	26.1	17.9	14.8	12.6	8.25	6.95	1.81
DP-6200	1.8	481	361	285	182	138	116	1.85	78.9	62.7	44.7	35.3	29.1	20.3	16.7	14.3	9.34	7.68	2.06
	1.75	558	406	309	190	145	118	1.8	83.6	67.1	47.7	37.3	31.1	20.9	17.5	14.9	9.7	8.22	2.12
	1.67	600	439	323	196	147	120	1.75	86.0	68.9	48.5	38.4	31.6	21.7	18.0	15.4	10.0	8.48	2.20
DP-6230	1.8	551	413	327	208	158	132	1.85	90.6	72.3	51.4	40.3	33.5	23.2	19.2	16.3	10.7	8.82	2.37
	1.75	639	465	355	219	166	135	1.8	96.4	77.1	54.3	42.7	35.5	24.1	20.0	17.1	11.1	9.40	2.42
	1.67	687	503	370	224	170	138	1.75	98.2	78.8	55.8	44.0	36.2	24.8	20.6	17.6	11.5	9.7	2.53
DP-6240	1.8	575	431	341	217	165	138	1.85	95	75.4	53.6	42.1	35.0	24.2	20.0	17.0	11.2	9.20	2.47
	1.75	667	485	370	229	173	141	1.8	101	80.5	56.7	44.6	37.0	25.1	20.9	17.8	11.6	9.81	2.52
	1.67	717	525	386	234	177	144	1.75	102	82.2	58.2	45.9	37.8	25.9	21.5	18.4	12.0	10.1	2.64
DP-6250	1.8	598	449	355	226	171	144	1.85	105	84.1	59.8	46.9	38.9	27.0	22.3	19.0	11.6	9.6	2.58
	1.75	695	506	385	238	181	147	1.8	111	89.6	63.1	49.6	41.3	28.0	23.0	19.8	12.1	10.2	2.64
	1.67	746	546	402	243	185	150	1.75	113	91.7	64.8	51.1	42.1	28.9	24.0	20.5	12.5	10.5	2.75
DP-6300	1.8	718	539	426	271	205	173	1.85	119	94.0	67.3	52.5	43.8	30.4	25.0	21.3	14.0	11.5	3.10
	1.75	834	607	462	286	217	176	1.8	125	101	71.0	55.8	46.4	31.4	26.2	22.3	14.5	12.3	3.15
	1.67	895	655	482	292	222	180	1.75	128	103	72.7	57.3	47.2	32.4	26.9	23.0	15.0	12.7	3.30
DP-6330	1.8	790	593	469	298	226	190	1.85	131	103	74.0	57.8	48.2	33.4	27.5	23.4	15.4	12.7	3.41
	1.75	917	668	508	315	239	194	1.8	138	111	78.1	61.4	51.0	34.5	28.8	24.5	16.0	13.5	3.48
	1.67	985	721	530	321	244	198	1.75	141	113	80.0	63.0	51.9	35.6	29.6	25.3	16.5	14.0	3.63
DP-6400	1.8	957	719	568	361	273	231	1.85	158	126	89.7	70.0	58.4	40.5	33.3	28.4	18.7	15.3	4.13
	1.75	1112	809	616	381	289	235	1.8	167	135	94.7	74.3	61.8	41.9	34.9	29.8	19.3	16.3	4.20
	1.67	1193	873	643	389	296	240	1.75	171	137	97.0	76.3	63.0	43.1	35.9	30.7	20.0	16.9	4.40

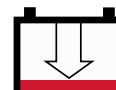
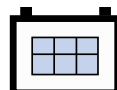
Actual Battery Discharge Data may be +/-5% of figures shown above.



Deep Cycle AGM Range Discharge Watts Per Cell (WPC) Data @ 20°C

Battery Model	End VPC	Discharge Data WPC @ 20°C						End VPC	Discharge Data Watts Per Cell @ 20°C										
		Discharge Time In Minutes							Discharge Time In Hours										
		5	10	15	30	45	60		1.5	2	3	4	5	8	10	12	20	24	100
DP-1218	1.8	77.8	58.1	45.8	30.1	22.4	19.0	1.85	13.0	10.5	7.49	5.99	4.98	3.46	2.89	2.53	1.69	1.39	0.37
	1.75	86.5	63.1	48.4	30.5	23.0	19.3	1.8	14.8	11.0	7.94	6.28	5.24	3.59	2.96	2.57	1.74	1.44	0.38
	1.67	90.0	69.6	50.6	31.0	24.2	19.7	1.75	15.5	11.3	8.14	6.43	5.33	3.66	3.02	2.63	1.75	1.46	0.40
DP-1220	1.8	86.4	64.5	50.9	33.4	24.9	21.1	1.85	14.4	11.7	8.32	6.65	5.51	3.84	3.21	2.81	1.88	1.55	0.41
	1.75	96.1	70.1	53.7	33.8	25.6	21.4	1.8	16.4	12.2	8.83	6.94	5.82	3.99	3.29	2.85	1.93	1.60	0.43
	1.67	100	77.3	56.3	34.4	26.9	21.8	1.75	17.0	12.5	9.04	7.15	5.92	4.06	3.36	2.92	1.94	1.63	0.44
DP-1226	1.8	112	83.8	66.2	43.5	32.4	27.4	1.85	18.7	15.2	10.8	8.64	7.17	5.00	4.18	3.66	2.44	2.01	0.54
	1.75	125	91.2	69.8	44.0	33.3	27.8	1.8	21.4	15.9	11.5	9.02	7.56	5.19	4.28	3.70	2.51	2.08	0.56
	1.67	130	100	73.2	44.7	34.9	28.4	1.75	22.1	16.3	11.8	9.29	7.70	5.27	4.37	3.79	2.52	2.12	0.57
DP-1228	1.8	121	90.3	71.3	46.8	34.9	29.5	1.85	20.2	16.4	11.6	9.31	7.72	5.38	4.50	3.94	2.63	2.17	0.58
	1.75	135	98.2	75.2	47.4	35.8	29.9	1.8	23.0	17.1	12.4	9.71	8.15	5.59	4.61	3.99	2.70	2.24	0.60
	1.67	140	108	78.8	48.1	37.6	30.5	1.75	23.8	17.6	12.7	10.0	8.29	5.68	4.71	4.08	2.72	2.29	0.62
DP-1235	1.8	151	113	89.1	58.5	43.6	36.9	1.85	25.2	20.5	14.6	11.6	9.65	6.73	5.63	4.92	3.28	2.71	0.73
	1.75	168	123	94.0	59.2	44.8	37.4	1.8	28.7	21.4	15.5	12.1	10.2	6.99	5.76	4.98	3.38	2.80	0.75
	1.67	175	135	98.5	60.1	47.0	38.2	1.75	29.7	21.9	15.8	12.5	10.4	7.10	5.89	5.11	3.40	2.86	0.77
DP-1240	1.8	173	129	102	67.0	49.8	42.2	1.85	28.9	23.6	16.7	13.35	11.2	7.81	6.61	5.69	3.81	3.14	0.98
	1.75	192	141	108	67.7	51.3	42.8	1.8	32.9	24.5	17.8	13.91	11.8	8.05	6.61	5.72	3.97	3.22	0.87
	1.67	200	154	113	68.8	53.9	43.8	1.75	34.1	25.2	18.2	14.30	12.0	8.23	6.74	5.91	4.05	3.27	0.99
DP-1250	1.8	207	166	133	85.2	65.2	53.2	1.85	37.6	30.3	21.8	17.3	14.4	9.84	8.15	6.95	4.56	3.82	1.05
	1.75	226	175	139	86.5	66.4	55.4	1.8	40.0	32.0	23.0	18.1	15.2	10.4	8.65	7.39	4.85	4.11	1.11
	1.67	244	194	146	89.6	68.9	56.6	1.75	41.7	32.9	23.4	18.5	15.4	10.5	8.77	7.45	4.94	4.17	1.13
DP-1255	1.8	227	183	146	93.7	71.7	58.5	1.85	41.4	33.4	24.0	19.1	15.8	10.8	8.96	7.65	5.01	4.20	1.16
	1.75	248	193	153	95.1	73.1	60.9	1.8	44.0	35.2	25.3	20.0	16.7	11.4	9.51	8.12	5.33	4.53	1.22
	1.67	269	214	161	98.6	75.8	62.3	1.75	45.8	36.2	25.8	20.4	16.9	11.6	9.65	8.20	5.44	4.59	1.24
DP-1260	1.8	248	199	159	102	78.2	63.8	1.85	45.1	36.4	26.2	20.8	17.3	11.8	9.77	8.34	5.47	4.59	1.26
	1.75	271	211	167	104	79.7	66.5	1.8	48.0	38.3	27.6	21.8	18.2	12.5	10.4	8.86	5.82	4.94	1.34
	1.67	293	233	175	108	82.7	68.0	1.75	50.0	39.5	28.1	22.2	18.4	12.6	10.5	8.94	5.93	5.01	1.36
DP-1270	1.8	289	232	186	119	91.2	74.5	1.85	52.7	42.5	30.5	24.3	20.2	13.8	11.4	9.73	6.38	5.35	1.47
	1.75	316	246	195	121	93.0	77.5	1.8	56.0	44.7	32.2	25.4	21.2	14.6	12.1	10.3	6.79	5.76	1.56
	1.67	342	272	204	125	96.5	79.3	1.75	58.3	46.0	32.8	25.9	21.5	14.7	12.3	10.4	6.92	5.84	1.58
DP-1280	1.8	325	259	212	136	102	85.3	1.85	60.3	48.4	35.0	27.6	22.9	15.8	13.1	11.2	7.32	6.21	1.68
	1.75	351	281	224	142	105	87.7	1.8	63.5	51.4	36.7	29.3	24.3	16.6	13.8	11.8	7.76	6.60	1.77
	1.67	382	303	232	148	112	90.4	1.75	65.1	52.3	37.5	29.6	24.8	16.8	14.2	12.1	7.91	6.71	1.82

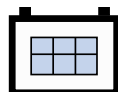
Actual Battery Discharge Data may be +/-5% of figures shown above.



Deep Cycle AGM Range Discharge Watts Per Cell (WPC) Data @ 20°C

Battery Model	End VPC	Discharge Data WPC @ 20°C						End VPC	Discharge Data Watts Per Cell @ 20°C										
		Discharge Time In Minutes							Discharge Time In Hours										
		5	10	15	30	45	60		1.5	2	3	4	5	8	10	12	20	24	100
DP-1290	1.8	403	300	238	157	124	96.1	1.85	67.8	54.5	39.6	31.1	26.3	17.7	14.6	12.8	8.42	6.94	1.85
	1.75	450	327	251	162	127	100	1.8	71.2	57.7	41.2	32.8	27.5	18.5	15.5	13.3	8.70	7.33	1.97
	1.67	479	354	264	166	129	105	1.75	73.7	59.1	42.2	33.3	28.2	19.0	15.9	13.5	8.93	7.49	2.0
DP-12100	1.8	443	316	266	175	147	118	1.85	79.2	61.1	43.9	34.5	28.9	20.0	16.7	14.2	9.30	7.82	2.12
	1.75	478	333	281	187	150	121	1.8	83.3	64.0	46.2	36.4	30.2	20.9	17.4	14.8	9.75	8.24	2.22
	1.67	509	369	296	198	162	125	1.75	86.1	65.7	47.1	37.1	30.9	21.2	17.6	15.2	9.91	8.36	2.28
DP-12110	1.8	476	361	293	196	162	129	1.85	86.1	67.1	48.2	38.2	31.6	21.9	18.0	15.6	10.6	8.46	2.33
	1.75	522	397	310	208	168	135	1.8	93.5	70.5	50.5	40.0	33.2	22.7	19.0	16.2	10.7	8.95	2.41
	1.67	610	488	397	245	188	155	1.75	113	89.8	63.2	50.2	41.6	28.7	23.9	20.3	13.4	11.3	3.08
DP-12120	1.8	479	385	317	210	168	138	1.85	92.7	73.5	52.6	42.0	35.5	24.0	20.3	18.1	11.6	9.32	2.57
	1.75	543	410	336	217	173	143	1.8	96.5	77.2	55.6	44.1	36.6	25.3	20.8	19.7	11.7	9.87	2.67
	1.67	581	434	354	227	177	145	1.75	99.0	78.9	56.3	44.3	37.2	25.4	21.3	19.9	11.9	10.1	2.75
DP-12135	1.8	599	449	354	229	178	146	1.85	101	82.1	59.0	47.1	39.4	27.2	22.6	20.5	12.7	10.3	2.85
	1.75	588	432	375	238	182	152	1.8	107	86.0	61.9	48.8	40.9	28.3	23.3	21.7	13.2	11.1	3.00
	1.67	618	488	395	243	191	159	1.75	112	88.3	63.3	50.2	41.4	28.6	23.8	22.2	13.5	11.3	3.07
DP-12150	1.8	570	474	395	254	196	162	1.85	113	90.9	66.1	52.7	43.9	29.7	24.8	21.2	14.1	11.8	3.10
	1.75	637	495	417	263	200	167	1.8	121	95.8	68.6	54.3	45.3	30.9	25.8	22.0	14.3	12.1	3.28
	1.67	708	521	439	272	207	173	1.75	123	97.2	70.6	56.2	46.0	31.7	26.3	22.4	14.7	12.5	3.40
DP-12165	1.8	627	522	435	279	216	178	1.85	124	100	72.7	57.9	48.2	32.7	27.2	23.3	15.5	13.0	3.42
	1.75	700	545	459	290	220	184	1.8	133	105	75.4	59.8	49.9	34.0	28.4	24.2	15.8	13.4	3.61
	1.67	779	573	483	299	227	190	1.75	135	107	77.6	61.9	50.7	34.9	29.0	24.7	16.2	13.8	3.74
DP-12180	1.8	746	601	475	305	237	194	1.85	135	112	78.9	62.2	52.2	35.8	30.0	26.1	16.9	14.0	3.71
	1.75	822	655	501	318	243	201	1.8	145	116	82.6	65.4	54.4	37.4	31.2	26.5	17.7	14.8	3.97
	1.67	877	707	528	326	251	205	1.75	150	119	84.7	66.6	55.8	38.4	31.8	27.2	17.9	15.0	4.09
DP-12200	1.8	781	645	528	339	263	216	1.85	152	123	87.5	69.5	57.5	39.8	33.3	28.9	18.8	15.6	4.12
	1.75	855	693	559	354	271	223	1.8	161	128	91.8	72.6	60.6	41.4	34.5	29.6	19.5	16.4	4.42
	1.67	904	724	588	362	279	229	1.75	167	133	93.6	74.4	61.7	42.5	35.4	30.1	19.8	16.7	4.56
DP-12230	1.8	928	734	605	389	301	246	1.85	173	143	101	79.5	66.1	45.6	38.2	33.3	21.7	17.9	4.74
	1.75	1112	798	640	404	310	255	1.8	185	147	105	83.3	69.4	47.5	39.6	33.9	22.0	18.8	5.05
	1.67	1141	854	673	415	320	262	1.75	191	152	107	85.3	71.1	48.8	40.4	34.6	22.7	19.2	5.21
DP-12250	1.8	1024	828	657	423	328	267	1.85	189	155	110	86.4	72.0	49.7	41.5	36.3	23.5	19.4	5.15
	1.75	1176	869	696	439	337	277	1.8	200	159	114	90.3	75.4	51.7	43.1	36.8	23.9	20.6	5.51
	1.67	1280	956	732	450	348	285	1.75	208	166	117	92.7	77.3	53.0	43.9	37.5	24.8	20.8	5.66

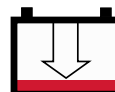
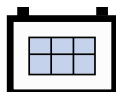
Actual Battery Discharge Data may be +/-5% of figures shown above.

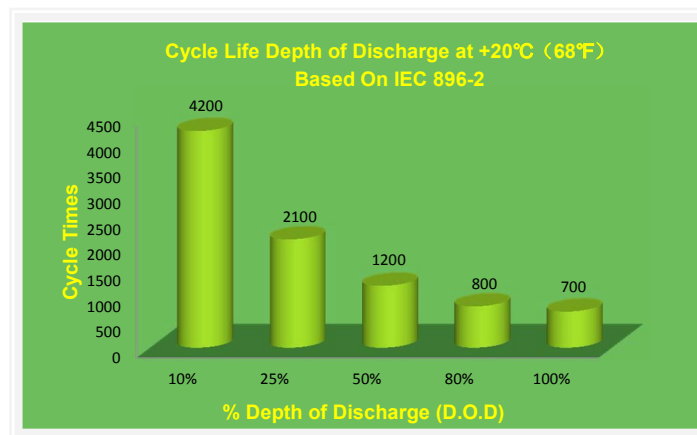


Deep Cycle AGM Range Discharge Watts Per Cell (WPC) Data @ 20°C

Battery Model	End VPC	Discharge Data WPC @ 20°C						End VPC	Discharge Data Watts Per Cell @ 20°C										
		Discharge Time In Minutes							Discharge Time In Hours										
		5	10	15	30	45	60		1.5	2	3	4	5	8	10	12	20	24	100
DP-12280	1.8	1147	927	736	474	367	300	1.85	211	173	123	96.8	80.7	55.7	46.4	40.6	26.3	21.8	5.77
	1.75	1317	974	780	492	378	310	1.8	224	179	128	101	84.4	57.9	48.3	41.2	26.7	23.0	6.17
	1.67	1433	1070	820	504	389	319	1.75	233	186	131	104	86.5	59.3	49.2	42.0	27.8	23.3	6.34
DP-12300	1.8	1229	993	788	508	393	321	1.85	226	186	132	104	86.4	59.7	49.8	43.5	28.2	23.3	6.18
	1.75	1411	1043	835	527	405	332	1.8	241	191	137	108	90.4	62.0	51.7	44.1	28.6	24.7	6.61
	1.67	1536	1147	878	540	417	342	1.75	249	199	140	111	92.7	63.5	52.7	44.9	29.8	24.9	6.79
DP-675	1.8	293	242	198	127	99	81	1.85	57.0	46.1	32.8	26	21.6	14.9	12.5	10.8	7.0	5.85	1.55
	1.75	321	260	210	133	102	84	1.8	60.4	48.0	34.4	27.2	22.7	15.5	12.9	11.1	7.3	6.15	1.66
	1.67	339	271	220	136	105	86	1.75	62.5	49.9	35.1	27.9	23.1	15.9	13.3	11.3	7.4	6.26	1.71
DP-6135	1.8	527	435	356	229	178	146	1.85	103	82.9	59.1	46.9	38.8	26.9	22.5	19.5	12.7	10.5	2.79
	1.75	577	468	377	239	183	150	1.8	109	86.4	62.0	49.0	40.9	28.0	23.3	20.0	13.1	11.1	2.99
	1.67	610	488	397	245	188	155	1.75	113	89.8	63.2	50.2	41.6	28.7	23.9	20.3	13.4	11.3	3.08
DP-6165	1.8	644	532	436	280	217	178	1.85	125	101	72.2	57.3	47.5	32.8	27.5	23.8	15.5	12.9	3.40
	1.75	706	572	461	292	224	184	1.8	133	106	75.8	59.9	50.0	34.2	28.4	24.5	16.1	13.5	3.65
	1.67	745	597	485	299	230	189	1.75	138	110	77.2	61.4	50.9	35.0	29.2	24.8	16.4	13.8	3.76
DP-6200	1.8	781	645	528	339	263	216	1.85	152	123	87.5	69.5	57.5	39.8	33.3	28.9	18.8	15.6	4.13
	1.75	855	693	559	354	271	223	1.8	161	128	91.8	72.6	60.6	41.4	34.5	29.6	19.5	16.4	4.43
	1.67	904	724	588	362	279	229	1.75	167	133	93.6	74.4	61.7	42.5	35.4	30.1	19.8	16.7	4.56
DP-6230	1.8	928	734	605	389	301	246	1.85	173	143	101	79.5	66.1	45.6	38.2	33.3	21.7	17.9	4.75
	1.75	1112	798	640	404	310	255	1.8	185	147	105	83.3	69.4	47.5	39.6	33.9	22.0	18.8	5.05
	1.67	1141	854	673	415	320	262	1.75	191	152	107	85.3	71.1	48.8	40.4	34.6	22.7	19.2	5.23
DP-6240	1.8	968	766	631	406	314	257	1.85	181	149	105	83.0	69.0	47.6	39.9	34.7	22.6	18.7	4.96
	1.75	1160	833	668	422	323	266	1.8	193	153	110	86.9	72.4	49.6	41.3	35.4	23.0	19.6	5.27
	1.67	1191	891	702	433	334	273	1.75	199	159	112	89.0	74.2	50.9	42.2	36.1	23.7	20.0	5.46
DP-6250	1.8	1009	798	657	423	328	267	1.85	201	166	118	92.4	76.9	53.1	44.4	38.7	23.6	19.5	5.16
	1.75	1208	867	696	439	337	277	1.8	215	170	122	96.8	80.7	55.3	46.1	39.4	23.9	20.4	5.49
	1.67	1241	928	732	451	348	285	1.75	223	178	124	99.2	82.7	56.7	47.0	40.2	24.7	20.9	5.68
DP-6300	1.8	1211	958	788	508	394	321	1.85	226	186	132	104	86.4	59.7	49.9	43.6	28.4	23.4	6.32
	1.75	1450	1040	835	527	404	332	1.8	241	191	137	109	90.6	62.1	51.8	44.2	28.7	24.6	6.67
	1.67	1489	1114	879	541	418	342	1.75	250	199	139	111	92.8	63.7	52.8	45.3	29.7	25.2	6.87
DP-6330	1.8	1332	1054	867	559	433	353	1.85	249	205	145	114	95.0	65.7	54.9	48.0	31.2	25.7	6.95
	1.75	1595	1144	919	580	444	365	1.8	265	210	151	120	99.7	68.3	57.0	48.6	31.6	27.1	7.34
	1.67	1638	1225	967	595	460	376	1.75	275	219	153	122	102	70.1	58.1	49.8	32.7	27.7	7.56
DP-6400	1.8	1615	1277	1051	677	525	428	1.85	301	248	176	139	115	79.6	66.5	58.1	37.9	31.2	8.43
	1.75	1933	1387	1113	703	539	443	1.8	321	255	183	145	121	82.8	69.1	58.9	38.3	32.8	8.89
	1.67	1985	1485	1172	721	557	456	1.75	333	265	185	148	124	84.9	70.4	60.4	39.6	33.6	9.16

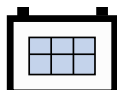
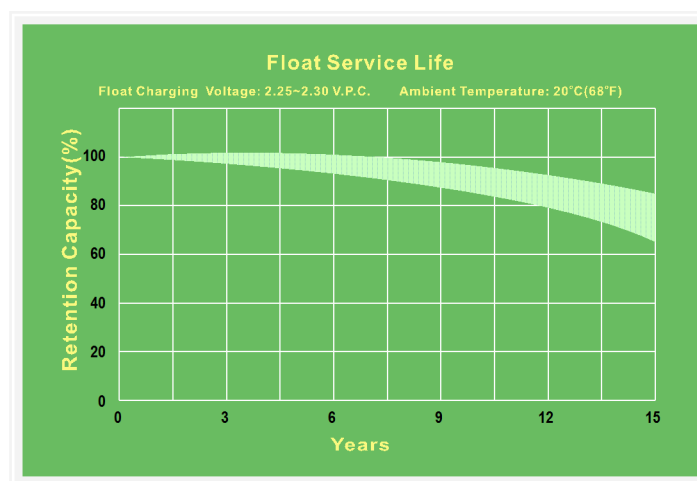
Actual Battery Discharge Data may be +/-5% of figures shown above.

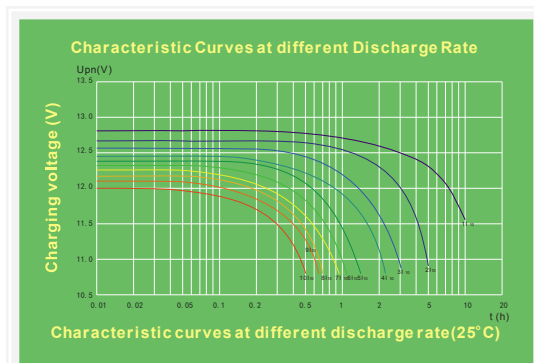
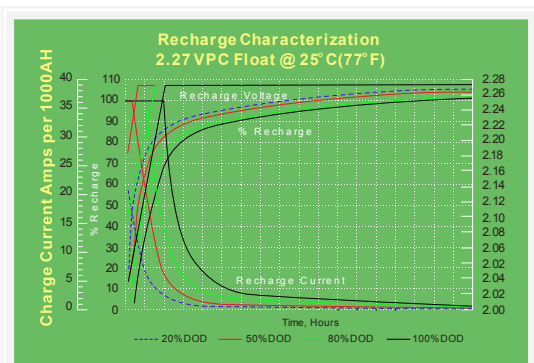




TYPICAL CYCLIC PERFORMANCE

CAPACITY WITHDRAWN	CYCLES
100%	700
80%	800
50%	1200
25%	2100
10%	4200





Float Voltage & charging

Constant Voltage charging is recommended

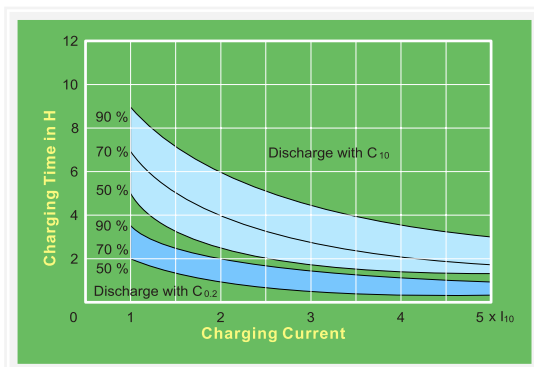
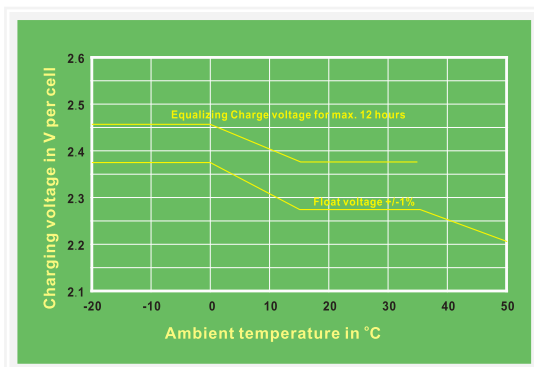
Recommended float voltage: 2.27VPC @ 25°C (77°F)

Float Voltage Range: 2.25VPC to 2.30 VPC @ 25°C (77°F)

Equalize voltage: 2.35VPC for 12 Hours

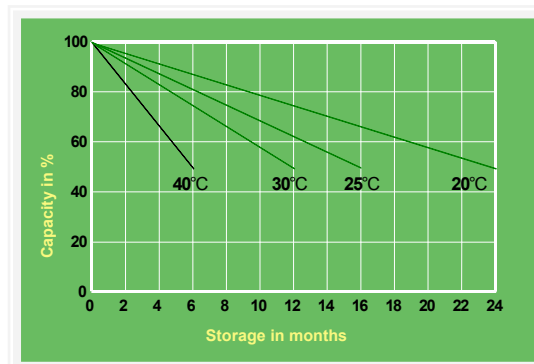
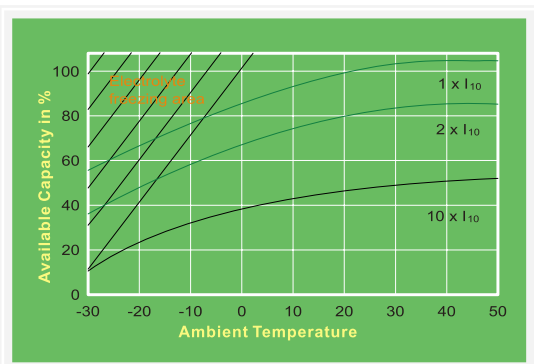
Temperature compensation:

Apply for temperature range of 0°C / 32°F to 40°C / 104°F. Sub tract 3 mV / °C / cell or 1.7 mV / °F / cell, above 25°C / 77°F. Add 3mV / °C / cell or 1.7 mV / °F / cell, below 25°C / 77°F.



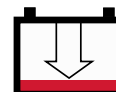
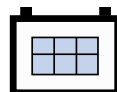
For charging 2.27 V/cell is recommended. The charging voltage must be compensated according to the curve for continuously different battery ambient temperature.

Recharging time in dependence of charging current (guide values) for up to 50, 70 and 90% of capacity at 25°C and with a charging voltage of 2.27 V/cell.



Extracted capacity in relation to the temperature.

Self-discharge in relation to the storage temperature.



EverExceed[®]
power your applications



***Supplied Worldwide by
EverExceed Corporation***

